



When ordering parts, always state:
 MODEL NO. - PRODUCT NO. - QUANTITY -
 PART NUMBER - DESCRIPTION
For Electric Details also state:
 VOLTAGE - WATTAGE

USA
 SERVICE OFFICE
 Dometic Corporation
 2320 Industrial Parkway
 Elkhart, IN 46516
 574-294-2511

CANADA
 Dometic Corporation
 46 Zatonski, Unit 3
 Brantford, ON N3T 5L8
 CANADA
 519-720-9578

**For Service Center
 Assistance Call:**
 800-544-4881

Product Number	Model Number	Voltage	Refrig. Frame Color	Door Style	Door/Door Trim Color	Market	Brand
921146155	RM2862	120 VAC	Black	Standard	Black	USA/Canada	Dometic
921146156	RM2862	120 VAC	Black	Standard	Black	USA/Canada	Dometic

PARTS LIST

**MODEL
 RM2862
 Series**

ALPHABETICAL INDEX

	Page#	Index#
Cabinet, Exterior Components	5-6	1-999
Cabinet, Interior Components	7-8	1-46
Cabinet, Rear View	11-12	100-145
Control & Burner Components	9-10	1-253
Door Assm.	3-4	1-20
Wiring Diagram	13	—

SPECIFICATIONS

Model	RM2862
Product Number*	921146155 921146156
Energy Source**	120 VAC, Gas
AC Heating Element	
Amperage	2.7
Ohm Resis. +/- 10%	44
Wattage	325
BTU's Gas Burner	1500
Jet Size	58
Flue Baffle	
Size	5-1/8" x 13/16"
Position Above Burner	1-7/8"
Ice Trays	0
Crispers	2
Bottle Holders	0
Climate Control Heater	
Watts	6
Ohms	24
Amperage	.5
<p>* Product number located on refrigerator data plate.</p> <p>** 12 volt DC power is required to operate the refrigerator controls on all models.</p>	

DOOR ASSEMBLY

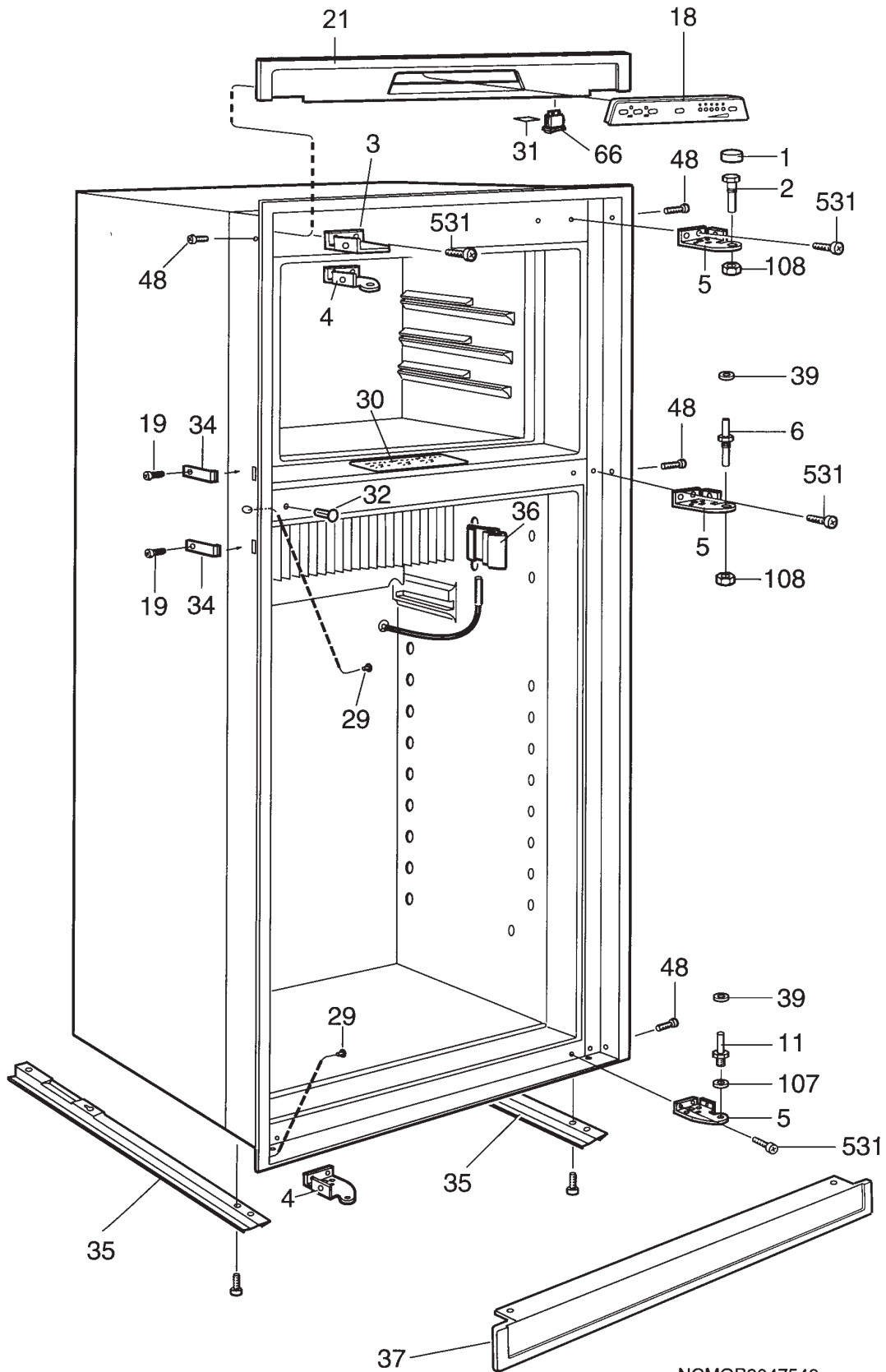
A=921146155

B=921146156

Index

No.	Part No.	A	B	Description
1	2932561208	A	–	Freezer door, left, black
	2932561190	–	B	Freezer door, right, black
2	2932562057	A	–	Refrigerator door, left, black
	2932562065	–	B	Refrigerator door, right, black
3	2932740018	A	B	Covering washer
4	2931171066	A	B	Hinge bushing, black
5	2932578038	A	B	Holder, clear
6	2932588011	A	B	Stopper
7	3858002102	A	B	Screw, zinc, RXS B4 x 9.5
8	2932093038	A	B	Handle, black
9	3858000049	A	B	Screw, black, PT 50 x 26
10	2932577048	A	B	Door shelf, clear
11	2932576065	A	B	Door shelf, clear
12	2932575059	A	B	Bottle shelf, clear
13	3850381165	A	B	Decoration, black
14	3850381322	A	B	Decoration, black
15	2932585033	A	B	Wire rack
17	2932658012	A	B	Bottle holder
20	2932722008	A	B	Label
	3850581004	A	B	Label, French

CABINET, EXTERIOR COMPONENTS



NCMOB2047549

CABINET, EXTERIOR COMPONENTS

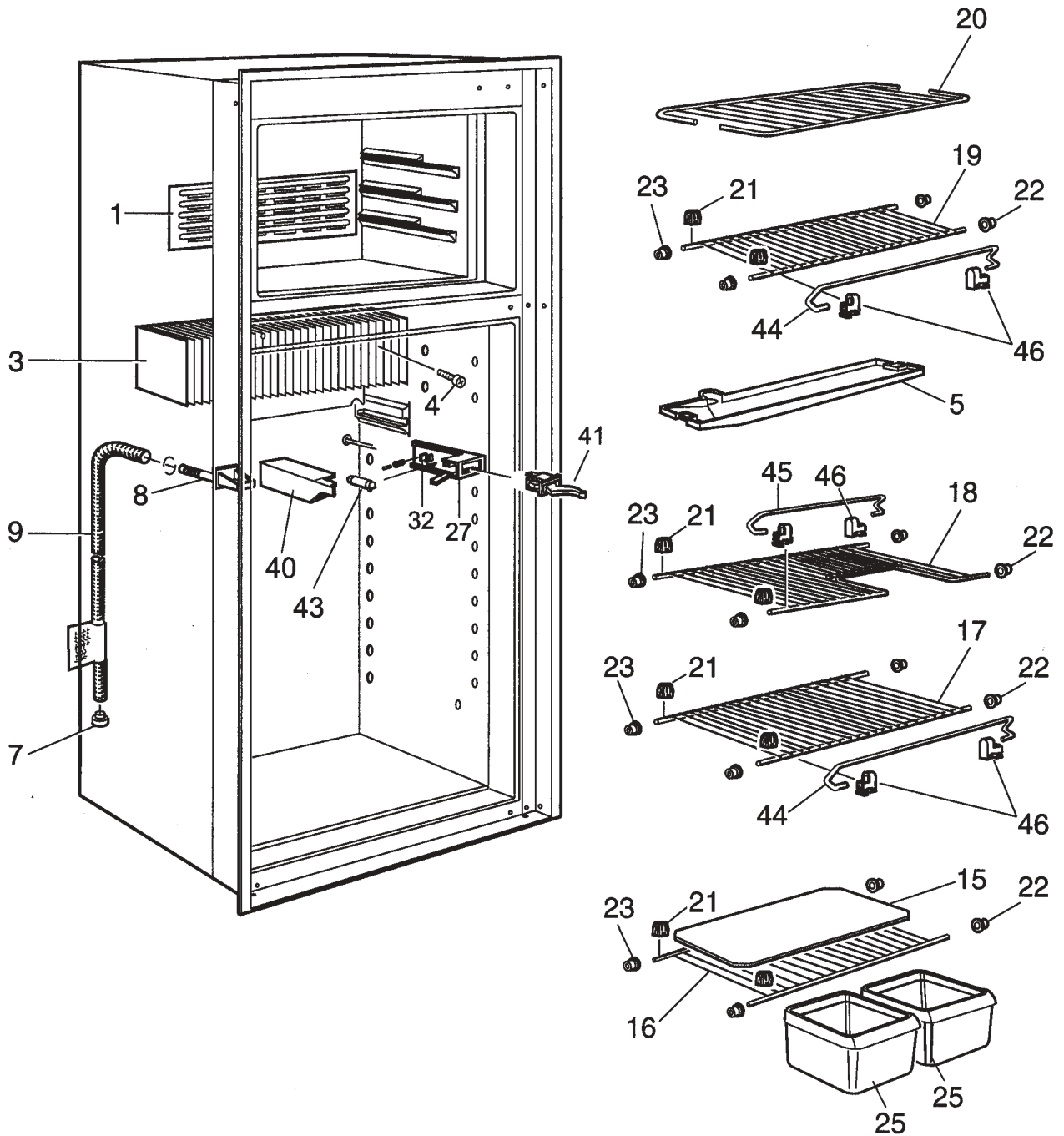
A=921146155

B=921146156

Index

Index No.	Part No.	A	B	Description
1	2932736081	A	B	Cover, black
2	2932647015	A	B	Pin for hinge
3	2932644046	A	–	Bracket, right, black
	2932644038	–	B	Bracket, left, black
4	2932643048	A	–	Hinge, black
5	2932643030	A	B	Hinge, black
6	2932648021	A	B	Hinge pin, black
11	2932649011	A	B	Pin for hinge, lower
18	2932884055	A	B	Panel , display board, black
19	3858002052	A	B	Screw, zinc, RXS B6 x 6.5
21	2932641034	A	B	Front, black
29	2930740077	A	B	Cover, black
30	2932435007	A	B	Sign plate
31	2932779008	A	B	Label
32	3850585039	A	B	Plug, black
34	2932855014	A	B	Fastening bow
35	2932660018	A	B	Rail
36	2932456011	A	B	Bracket, thermistor
37	2932690049	A	B	Base cover, black
39	3858010022	A	B	Washer, black, 5.5 x 12 x 1
48	3858004058	A	B	Screw, zinc MRX M4 x 4
66	2932680016	A	B	Switch
107	3858010113	A	B	Washer, zinc, BRB 6.4 x 12.5
108	3858009057	A	B	Nut, black, ML6 M6
531	3858039047	A	B	Screw, zinc, MRX M4 x 10
999	293275012	A	–	Door reversing kit, left-right, black
	293275011	–	B	Door reversing kit, right-left, black

CABINET, INTERIOR COMPONENTS



NCMOD2063163

CABINET, INTERIOR COMPONENTS

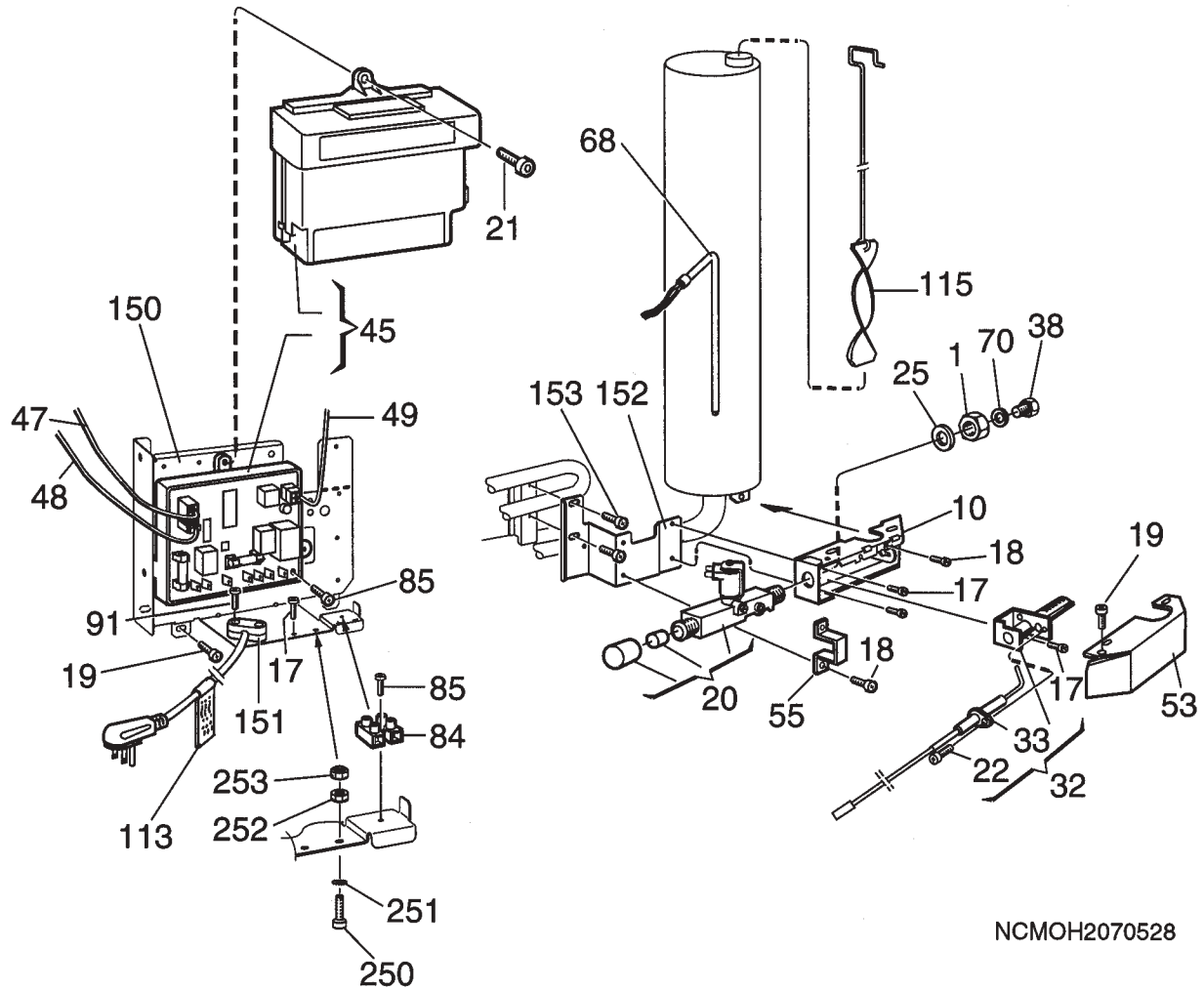
A=921146155

B=921146156

Index

Index No.	Part No.	A	B	Description
1	2932728013	A	B	Cover plate
3	2932630011	A	B	Cooling flange
4	3858036019	A	B	Screw, zinc, KFXS B10 x 38
5	2932624014	A	B	Evaporation tray
7	2932115013	A	B	Discharge pipe, plug
8	2932635010	A	B	Drain
9	2932749019	A	B	Drain hose
15	2931117176	A	B	Shelf, plastic
16	3850324025	A	B	Shelf
17	3850324017	A	B	Shelf
18	3850325014	A	B	Shelf
19	3850324033	A	B	Shelf
20	2932627025	A	B	Shelf
21	2932102011	A	B	Shelf support
22	2932101013	A	B	Plug
23	2932103019	A	B	Plug
25	2932621077	A	B	Crisper, clear
27	2932523018	A	B	Lamp holder
32	2932108018	A	B	Contact pin
40	2932106012	A	B	Lamp cover
41	2932665017	A	B	Switch
43	2007290006	A	B	Lamp, 12V, 10W
44	2007337211	A	B	Rack
45	2007337120	A	B	Rack
46	2930693045	A	B	Holder

CONTROL & BURNER COMPONENTS



NCMOH2070528

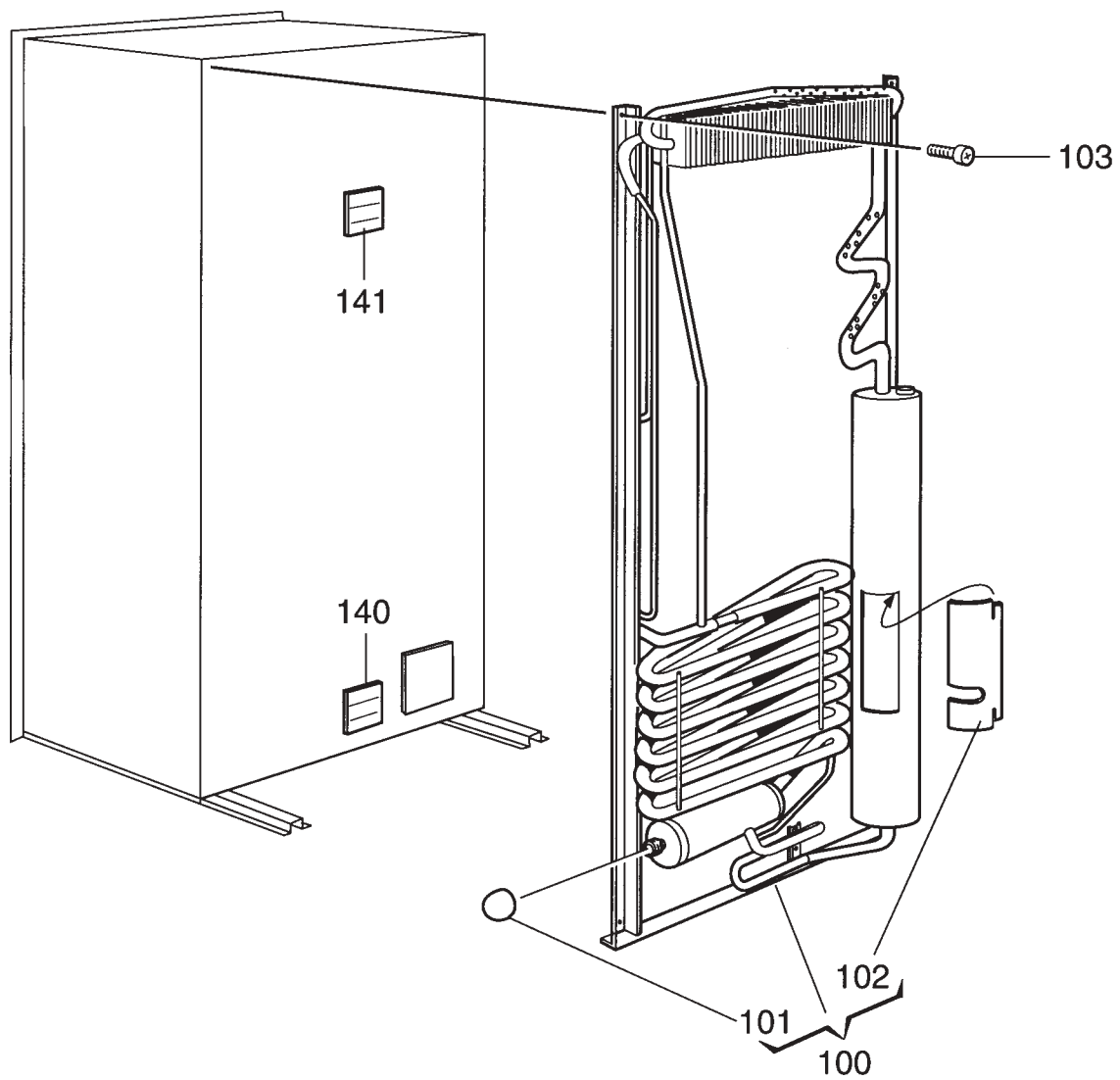
CONTROL & BURNER COMPONENTS

A=921146155

B=921146156

Index		A	B	Description
No.	Part No.			
1	0140207044	A	B	Nut
10	2932603018	A	B	Burner housing
17	3858039039	A	B	Screw, zinc-plated, MRX M4 x 8
18	3858039047	A	B	Screw, zinc-plated, MRX M4 x 10
19	3858002144	A	B	Screw, zinc-plated, RXS B6 x 9.5
20	2932615012	A	B	Solenoid valve
21	3858002151	A	B	Screw, zinc-plated, RXS B6 x 13
22	3858005014	A	B	Screw, zinc-plated, RXK B6 x 9.5
25	3858010071	A	B	Washer, 12.5 x 18.5 x 1
32	2930697079	A	B	Burner w/conductor
33	2932781012	A	B	Electrode w/conductor
38	2007419217	A	B	Jet, #58
45	3850712013	A	B	Power module, integrated
47	2954542037	A	B	Conductor, PCB
48	2931863035	A	B	Conductor, thermistor
49	2954539041	A	B	Conductor, solenoid valve
53	2932661016	A	B	Cover
55	2932662014	A	B	Bracket
68	0173768037	A	B	Heater, 325W, 120V
70	2007457001	A	B	Washer, .5mm
84	3858022019	A	B	Terminal block
85	3858002185	A	B	Screw, zinc-plated, RXS B6 x 25
91	3858002177	A	B	Screw, zinc-plated, RXS BS x 19
113	2932733005	A	B	Label
115	2932667047	A	B	Flue baffle
150	3850337019	A	B	Bracket
151	0561014010	A	B	Tension relief
152	3850377015	A	B	Retainer, solenoid valve
153	3858018017	A	B	Screw, zinc-plated, M5 x 25
250	3858004033	A	B	Screw, zinc-plated, MRX M4X16
251	3858011012	A	B	Lock washer, zinc-plated, 4.3X8
252	3858009016	A	B	Hexagon nut, zinc-plated, M4X3.2
253	3858028024	A	B	Lock nut, zinc-plated, M4

CABINET, REAR VIEW



NCMOE2060737

CABINET, REAR VIEW

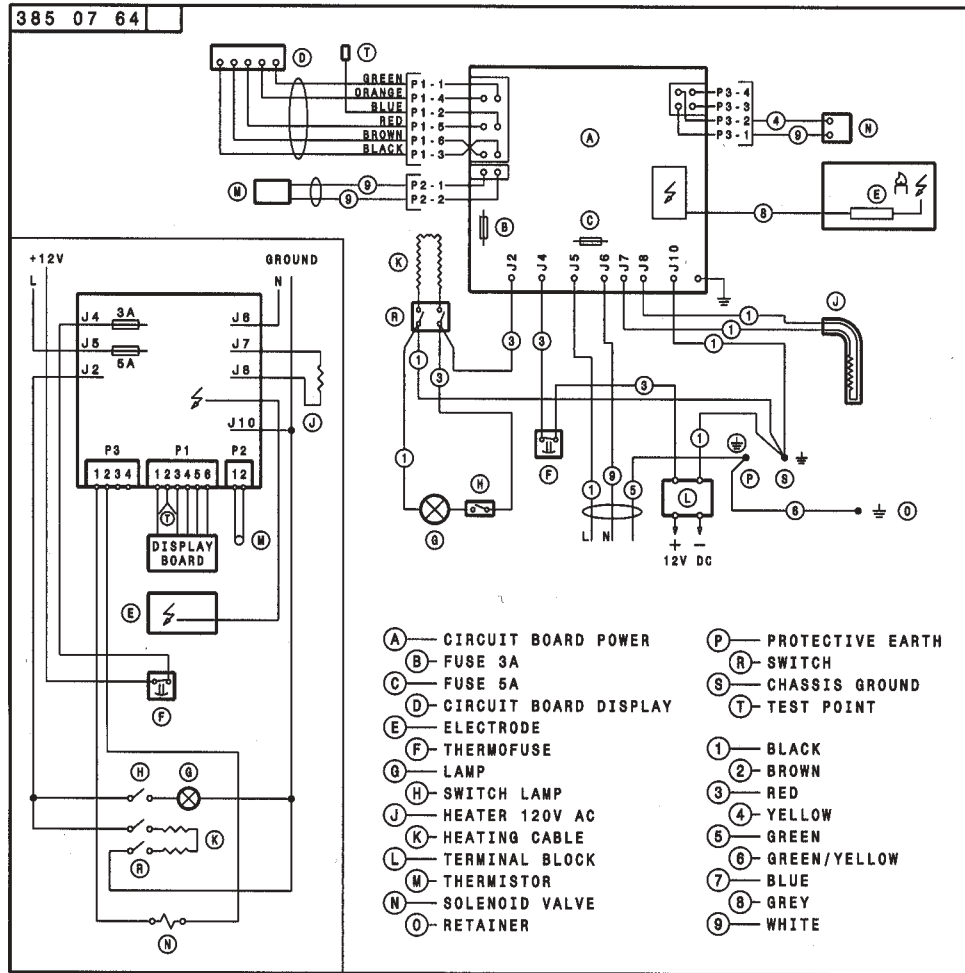
A=921146155

B=921146156

Index

No.	Part No.	A	B	Description
100	2934806106	A	B	Cooling unit, w/thermal fuse, 806
101	0173228008	A	B	Cap
102	2933557007	A	B	Cover sheet
103	3858020013	A	B	Screw, zinc, DK4.8 x 16P
140	3850582002	A	B	Label
141	3850583000	A	B	Label
145	2002699110	A	B	Power cord (not shown)

WIRING DIAGRAM



N38507640